






Speed, Performance, Value - The Right Balance

- 5 weighing units (kg, g, lb, oz, lb:oz)
- IP66 rated for wash down
- Zero Tracking
- Check-weighing with low and high limits
- Check weighing LED bar graph
- Large backlit LCD display
- Optional Rear Display
- Capacity tracker
- Large stainless steel pan
- Non-slip adjustable levelling feet
- Splashproof to protect from accidental spills
- Simple user-friendly operation
- Precision load cell technology
- Lightweight and portable
- Rechargeable battery
- Auto sleep / power down function to save battery life
- Low battery indication
- AC Adapter
- Weighing
- Check weighing



Technical Specifications


Model	WBW 2	WBW 4	WBW 8	WBW 16
Maximum capacity	2000g	4000g	8000g	16kg
Readability	0.2g	0.5g	1g	2g
Repeatability (S.D.)	0.2g	0.5	1g	1g
Linearity (±)	0.4g	1g	2g	2g
Pan	210x173mm			

General Specifications

Tare functions	Full
Typical stabilisation time	2 Sec
Units of measurement	Kilogram (kg), Gram (g), Pound (lb), Ounce (Oz)
Operating temperature	-10°C 40°C
Power supply	9 VDC, 800 mA Power Supply Module-supplied as standard
Battery	Internal rechargeable battery (~50 hours operation)
Display	6 digits backlit LCD digital display (optional rear display available)
Housing	IP65 rated for wash down
Overall dimensions (wxdxh)	231x265x153mm
Net weight	3.3kg

Key Accessories

- Small Scoop (complete with fitting to scales)
- Medium Scoop (complete with fitting to scales)
- Large Scoop (complete with fitting to scales)
- Rear Display(factory fitted)
- In-use Cover pack of 10
- In-use Cover
- In-use Cover pack of 20



Adam Equipment - offices worldwide

www.adamequipment.com