







Speed, Performance, Value - Perfect Balance

- 5 weighing units (kg, g, lb, oz, lbs:oz)
- IP65 rated for wash down
- Full range tare
- Zero Tracking
- Check-weighing with low and high limits
- Check weighing LED bar graph
- Large backlit LCD display
- Capacity tracker
- Large stainless steel pan
- Non-slip adjustable levelling feet
- Colour coded, sealed keypad
- Splashproof to protect from accidental spills
- Simple user-friendly operation
- Precision load cell technology
- Lightweight and portable
- External calibration
- Rechargeable battery
- Auto sleep / power down function to save battery life
- Low battery indication
- AC Adapter
- Weighing
- Check weighing



Technical Specifications


Model	WBW 5a	WBW 9a	WBW 18a	WBW 35a
Maximum capacity	5lb/2000g	9lb/4000g	18lb/8000g	35lb/16kg
Readability	0.0005lb/0.2g	0.001lb/0.5g	0.002lb/1g	0.005lb/2g
Repeatability (S.D.)	0.2g	0.5g	1g	2g
Linearity (±)	0.4g	1g	2g	4g
Pan	8.3x6.8" / 210x173mm			

General Specifications

Tare functions	Full
Units of measurement	Gram (g), Kilogram (kg), Pound (lb), Pound-Ounce (lb-oz)
Typical stabilisation time	2 Sec
Display	6 digits backlit LCD digital display (optional rear display available)
Battery	Internal rechargeable battery (~50 hours operation)
Power supply	9 VDC, 800 mA Power Supply Module-supplied as standard
Housing	IP65 rated for wash down
Overall dimensions (wxdxh)	9.1x10.4x6" / 231x265x153mm
Net weight	7.26lb

Key Accessories

- In-use Cover pack of 10
- In-use Cover
- In-use Cover pack of 20



Adam Equipment - offices worldwide

www.adamequipment.com